



**KHSAA TITLE IX  
ANNUAL REPORT SUBMISSION  
STATUS REPORT  
2007-2008**

KHSAA  
Form T65  
Revised 3/08

TO: KHSAA Member School Superintendents, Principals, and Athletic Directors

FROM: Brigid L. DeVries, Commissioner  
Larry Boucher, Assistant Commissioner

DATE: May 12, 2008

School	Campbell County High School	Reviewed by	Gary W. Lawson
--------	-----------------------------	-------------	----------------

The following is a status report regarding the required 2007 - 2008 Title IX Annual Report submission of forms due into the KHSAA office by April 15, 2008. Appropriate KHSAA Audit Team personnel have reviewed these forms and the following is a summary of this review.

I. Checklist of Forms properly submitted in a satisfactory manner:

<input checked="" type="checkbox"/>	GE 19 (Annual Verification)	<input checked="" type="checkbox"/>	T-35 (Budget Expenses)
<input checked="" type="checkbox"/>	T-1 (Summary Program Chart 1)	<input checked="" type="checkbox"/>	T-36 (Budget Expenses)
<input checked="" type="checkbox"/>	T-2 (Summary Program Chart 2)	<input checked="" type="checkbox"/>	T-41 (Checklist - Overall Interscholastic Program)
<input checked="" type="checkbox"/>	T-3 (Summary Program Chart 3)	<input checked="" type="checkbox"/>	T-60 (Corrective Action Plan)
<input checked="" type="checkbox"/>	T-4 (Summary Program Chart 4)	<input checked="" type="checkbox"/>	T-63 (Interscholastic Survey Results)

II. Status

A.	<input checked="" type="checkbox"/>	2007 - 2008 Forms are satisfactory and no further information or action is necessary at this time. <b>All calculations appear to be correct, and the report is in good order.</b>
B.		Errors have been noted with respect to the following forms:
C.		The following forms were omitted and must be submitted by school representatives:
D.	<input checked="" type="checkbox"/>	According to the 2007-2008 data, the school appears to be meeting the standards established in: <input checked="" type="checkbox"/> Test 1 (Athletic participation is proportionate to enrollment) <input type="checkbox"/> Test 2 (History and continuing practice of program expansion) <input checked="" type="checkbox"/> Test 3 (Full and effective accommodation of interests and abilities)
E.	<input checked="" type="checkbox"/>	Other Recommendation and Comments: <b>According to calculations, data, and responses submitted, the school is meeting the standards established in both Tests 1 and 3 for provision of athletic opportunities. The school offers all sanctioned sports for girls at the varsity level. In the area of benefits, total athletic spending is <u>not</u> within acceptable parameters primarily due to the large expenditure for a total re-conditioning of football uniforms. (See supplemental letter attached to T-35 and T-36 forms.) School officials should closely monitor spending over the next year to insure parity. The Corrective Action Plan seems to address needs appropriately.</b>



**KENTUCKY HIGH SCHOOL ATHLETIC ASSOCIATION**  
**2007-2008 ANNUAL VERIFICATION OF TITLE IX PROCEDURES**

*KHSAA Form GE19  
Rev. 12/07*

(To be submitted by April 15, 2008 along with other required forms)

The Campbell County High School, Alexandria, Kentucky  
 (Name of High School) (City)

certifies to the Kentucky High School Athletic Association that the following is an accurate and true representation of the facts surrounding compliance with 20 U.S.C. Sections 1681-1688, et. Seq. (also known as Title IX)

**I certify the following provisions in accordance with records at the school contained in the permanent Title IX file, at least one copy of which must be maintained in the Principal's office, and to the best of my knowledge have completed the following tasks.**

Established a gender equity committee at the high school. (list committee personnel and provide attachment if necessary)

Name	Address	Phone	Title
(Supt., Principal, Student, Parent, Coach, Etc.)			
Bob Jones	909 Camel Crossing, Alexandria, Ky. 41001	859-448-4896	Athletic Director
Dan Franzen	909 Camel Crossing, Alexandria, Ky. 41001	859-635-4161	Asst. Principal
Susan Fangman	101 Orchard Lane, Alexandria, Ky. 41001	859-635-2173	Board Member/Parent
Dave Franzen	7772 Truesdell Rd., California Ky. 41007	859-635-1732	Booster Member/Coach/Parent
Olivia Katt	909 Camel Crossing, Alexandria, Ky. 41001	859-635-4161	Student Representative
Zak Koeninger	909 Camel Crossing, Alexandria, Ky. 41001	859-635-4161	Student Representative
Ed Cravens	909 Camel Crossing, Alexandria, Ky. 41001	859-635-4161	Coach

Scheduled a minimum of three meetings during the 2007-2008 school year on the following dates:

October 4, 2007
January 29, 2008
April 15, 2008

Designated the following person(s) as the Title IX coordinator for the school:

Name	Title	Address	Phone
Bob Jones	Athletic Director	909 Camel Crossing, Alexandria	859-448-4896

Designated the following person(s) as the Title IX coordinator for the district:

Name	Title	Address	Phone
Kerry Hill	Director of Operations	101 Orchard Lane, Alexandria	859-635-2173

School personnel are continuing to make periodic reviews of the boys' and girls' athletics program reflected in the Corrective Action Plan.

In addition to the above information, the above referenced school maintains a complete permanent file relative to Title IX records including copies of the self-assessment audit, all corrective action plans, and other related materials.

*Denise Booth*  
Principal's Signature

4-17 2008  
Date

*[Signature]*  
Superintendent Signature

*[Signature]*  
School Board Chairpersons' Signature

*(Send original copy to KHSAA - Maintain duplicate in Title IX school folder)*

**2007-2008**  
**ACCOMMODATION OF INTERESTS AND ABILITIES**  
**SUMMARY PROGRAM CHART 1**

KHSAA  
Form T1  
Rev. 12/07

**Participation Opportunities Test One**


		(Column 1)	(Column 2)	(Column 3)	(Column 4)
	Program	Enrollment	Percentage of Total Enrollment	Number of Interscholastic Participants (double and triple count)	Percentage of Total Participation
Row 1	GIRLS	681	47%	296	46%
Row 2	BOYS	767	53%	352	54%
Row 3	Totals	1448	100%	648	100%

Instructions:

\*Number of 8<sup>th</sup> grade students & below used in Column 3 and Column 4 calculations if applicable: 48

- 1) Determine the total number of girls enrolled, (place in Row 1, Column 1). Determine the total number of boys enrolled, (place in Row 2, Column 1).
- 2) Add the total number of girls and boys enrolled to determine total enrollment, (place in Row 3, Column 1).
- 3) Calculate the percentage of total enrollment that is female. (Divide Row 1, Column 1 by Row 3, Column 1 and place in Row 1, Column 2.) Calculate the percentage of total enrollment that is male. (Divide Row 2, Column 1 by Row 3, Column 1 and place in Row 2, Column 2.) Note: Row 1, Column 2 plus Row 2, Column 2 should total 100%.
- 4) Ask the head coaches to review the most updated eligibility or squad lists for their teams. Ask coaches to confirm the names of those individuals who are on the team as of the first **date of regular season competition**, and cross out the names of those who were cut from the team or quit the team prior to the first regular season competitive event. Determine the total number of interscholastic athletics participants that are girls, (and place in Row 1, Column 3). In order to determine the total number of athletics participants, an individual should be counted each time he or she participates on a team. For example, if Jane Doe competes on the varsity volleyball team, the junior varsity volleyball team, the junior varsity basketball team, and the varsity softball team, she should be counted as four participants (**do not include club or intramural sports participants, cheerleaders, dance teams, or pom squads**). Calculate the same way for boys and girls. \* In addition, should 8<sup>th</sup> grade students and below play on a Freshman, Junior Varsity, or Varsity team, they should also be counted for each team and sport on which they participate. If applicable, please asterisk the above notation as to how many 8<sup>th</sup> grade students & below are included in the totals.  
 Using the same procedure, determine the total number of interscholastic athletic participants that are boys, (and place in Row 2, Column 3). Add Row 1, Column 3 plus Row 2, Column 3 to get total participants and place in Row 3, Column 3.
- 5) Calculate the percentage of female participation. (Row 1, Column 3 divided by Row 3, Column 3 and place in Row 1, Column 4.) Calculate the percentage of male participation. (Row 2, Column 3 divided by Row 3, Column 3 and place in Row 2, Column 4.) Note: Row 1, Column 4 plus Row 2, Column 4 should total 100%.

Note: While being within three percent is not a formal compliance standard; if the percent listed in Row 1, Column 4 is within 3% of Row 1, Column 2, then it provides a good target within which compliance is likely.

Principal's Signature:  Date: 4-17-08

**2007-2008**  
**ACCOMMODATION OF INTERESTS AND ABILITIES**  
**SUMMARY PROGRAM CHART 2**

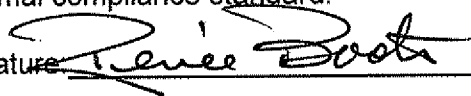
KHSAA  
 Form T2  
 Rev. 12/07

**Participation Opportunities Test Two**

		Column 1	Column 2	Column 3	Column 4	Column 5
Program		Number of Teams Currently Offered	Number of Participants	Number of Teams Added Since the beginning of the 2003-2004 School Year	Current Number of Participants for each team added Since the beginning of the 2003-2004 School Year	Percent of Total Participation By Sex Added Since the beginning of the 2003-2004 School Year
<b>GIRLS</b>	Row 1	varsity:	10	143		
	Row 2	j.v.:	8	107		
	Row 3	frosh:	3	46	2	25
	Row 4	total:	21	296	2	25
<b>BOYS</b>	Row 5	varsity:	10	152		
	Row 6	j.v.:	9	119		
	Row 7	frosh:	4	81	1	17
	Row 8	total:	23	352	1	17

- 1) For Column 1, list the number of interscholastic teams offered for girls and boys at each competitive level (varsity, junior varsity, and freshman). For girls, total each of the entries in Rows 1, 2, and 3 into Row 4. For boys, total Rows 5, 6, and 7 into Row 8.
- 2) For Column 2, list the number of participants at each level. For girls, total each of the entries in Rows 1, 2, and 3 into Row 4. For boys, total Rows 5, 6, and 7 into Row 8. **Note:** The totals in Row 4 for girls and in Row 8 for boys must be the same as the totals in Form T-1, Column 3, Rows 1 and 2 respectively.
- 3) For Column 3, list the number of interscholastic teams that have been added in the last five years at each competitive level. Count each team added during the 5 year period only one time. e.g. Girl's junior varsity soccer was added 3 years ago, count the team only once, not 3 times. For girls, total the entries in Rows 1, 2, and 3 into Row 4. For boys, total Rows 5, 6, and 7 into Row 8.
- 4) For Column 4, list the number of participants that are **currently** on each level of the teams that were added in the last five years. If a team was added previously but no longer exists, there are no current participants to be added for that team. For girls, total the entries in Rows 1, 2, and 3 into Row 4. For boys, total Rows 5, 6, and 7 into Row 8.
- 5) For Column 5, calculate the percentage of participants that have been added in the last five years. For girls, take the number in Column 4, Row 4 and divide by the number in Column 2, Row 4. For boys, take the number in Column 4, Row 8 and divide it by the number in Column 2, Row 8.

Note: If the percentage of current participants added in the last five years is 25% or greater, compliance with Test Two may be possible. If less than 25%, then compliance with Test Three should be analyzed. **CAUTION:** 25% is not a formal compliance standard.

Principal's Signature 

Date: 4-17-08

**2007-2008**  
**ACCOMMODATION OF INTERESTS AND ABILITIES**  
**SUMMARY PROGRAM CHART 3**


KHSAA  
 Form T3  
 Rev. 12/07

**Participation Opportunities Test Three**

FOR ANY QUESTION ANSWERED "YES" IDENTIFY THE RESPECTIVE SPORT(S).

	GIRLS (Yes / No)		BOYS (Yes / No)
1. For a sport <u>not</u> currently offered in your interscholastic athletics program, is there sufficient interest to form a viable interscholastic team based on participation on an intramural team.	NO		NO
2 For a sport <u>not</u> currently offered, is there sufficient interest, based on the responses to your most recent Student Interest Survey, to form a viable interscholastic team for a sport not currently offered. If yes, what sport?	NO		NO
3. For a sport currently offered at the junior varsity or freshman level is there sufficient interest, based on your most recent Student Interest Survey, to form a varsity team not currently offered?	NO		NO
4. For a sport currently offered at the varsity level only, is there sufficient interest, based on your most recent Student Interest Survey, to form a viable team for a junior varsity or freshman team that is not currently offered?	NO		NO
5. If you answered YES to question (1), (2), (3), or (4), are there enough high schools in the geographic area offering the sport (at the appropriate level) to allow for the development of a reasonable schedule of competition?	NO		NO

Plans to Address Interest:


Principal's Signature:  Date: 4-17-08

**2007-2008  
ACCOMODATION OF INTERESTS AND ABILITIES  
SUMMARY PROGRAM CHART 4**

**Levels of Competition Test One**

		Column 1	Column 2	Column 3
<b>Girls</b>	<b>Team Levels</b>	<b>Number of Teams Currently Offered</b>	<b>Number of Participants</b>	<b>Percentage of Participants at Each Level</b>
Row 1	varsity:	10	143	48%
Row 2	j.v.:	8	107	36%
Row 3	frosh:	3	46	16%
Row 4	total:		296	100%
<b>Boys</b>				
Row 5	varsity:	10	152	43%
Row 6	j.v.:	9	119	34%
Row 7	frosh:	4	81	23%
Row 8	total:		352	100%


- 1) Column 1, list the number of interscholastic teams offered for girls and boys at each competitive level; varsity, junior varsity, and freshman. (Refer to Form T-2, Accommodation of Interests and Abilities, Summary Program Chart 2, Column 1.)
- 2) For Column 2, list the number of participants at each level. For girls, total the entries in Rows 1, 2, and 3 into Row 4. For boys, total the entries in Rows 5, 6, and 7 into Row 8. (Refer to Form T-2, Accommodation of Interests and Abilities, Summary Program Chart 2, Column 2.)
- 3) For Column 3, calculate the percentage of female and male participants at each level.  
For girls' varsity, junior varsity, and frosh, respectively:
  - Divide Column 2, Row 1 by Column 2, Row 4, and place the percentage in Column 3, Row 1
  - Divide Column 2, Row 2 by Column 2, Row 4, and place the percentage in Column 3, Row 2.
  - Divide Column 2, Row 3 by Column 2, Row 4, and place the percentage in Column 3, Row 3.
  -
 For boys' varsity, junior varsity, and frosh, respectively:
  - Divide Column 2, Row 5 by Column 2, Row 8, and place the percentage in Column 3, Row 5.
  - Divide Column 2, Row 6 by Column 2, Row 8, and place the percentage in Column 3, Row 6.
  - Divide Column 2, Row 7 by Column 2, Row 8, and place the percentage in Column 3, Row 7.

Principal's Signature:  Date: 4-17-08

**2007-2008  
ACTUAL EXPENDITURES - PROGRAM COMPARISON CHART 1  
TO INCLUDE BOOSTER CLUB FUNDING**

	equipment and supplies		travel		awards		coaches' salaries (to include supplemental and extended employment; dollar amount required)			facilities improvements		publications (if sport-specific)	
	Expenditures		Expenditures		Expenditures		Expenditures			Expenditures		Expenditures	
	School	Booster	School	Booster	School	Booster	School	# Coaches for all levels / # Teams for all levels	School	Booster	School	Booster	School
G basketball	5400.	210.	200.		130.	55.	23000.	4 / 3	1075.				48.
B basketball	6000.	210.	425.		130.	55.	21600.	4 / 3	1075.				48.
G softball	2500.	210.			130.	55.	7050.	2 / 2	300.				48.
B baseball	3000.	210.	1600.		130.	55.	13000.	5 / 3	450.				48.
G cross country	450.	460.			130.	55.	3800.	2 / 2					48.
B cross country	450.	460.			130.	55.	3800.	2 / 2					48.
G golf	500.	210.			130.	55.	4400.	1 / 1					48.
B golf	1170.	210.	230.		130.	55.	4400.	1 / 1					48.
G soccer	1400.	210.			130.	55.	7250.	2 / 3	1400.				48.
B soccer	2100.	210.	900.		130.	55.	7250.	2 / 3	1400.				48.
G swimming	2900.	210.	760.		130.	55.	3700.	2 / 2					48.
B swimming	2900.	210.	760.		130.	55.	3700.	2 / 2					48.

1. Total expenditures on T-35 and T-36 on the 2007-2008 year report due by April 15, 2008, should reflect the total monies spent (rounded off to nearest dollar) for the entire school year of 2006-2007 ending June 30, 2007.
2. Booster Club Funding/Contributions must be included in the above expenditures total. (Note: It is illegal for coaches to be paid by Booster Clubs - Reference KHSAA Bylaw 27)

Principal's Signature:  Date: 4-17-08




**2007-2008  
ACTUAL EXPENDITURES - PROGRAM COMPARISON CHART 2  
TO INCLUDE BOOSTER CLUB FUNDING**

	equipment and supplies		travel		awards		coaches' salaries (to include supplemental and extended employment; dollar amount required)			facilities improvements		publications (if sport-specific)	
	Expenditures		Expenditures		Expenditures		Expenditures			Expenditures		Expenditures	
	School	Booster	School	Booster	School	Booster	School	# of Coaches for all levels / # of Teams for all levels	School	Booster	School	Booster	School
G track	1050.	460.			130.	55.	8300.	2 2					48.
B track	1050.	460.			130.	55.	9100.	2 2					48.
G tennis	140.	210.			130.	55.	4750.	1 1					48.
B tennis	140.	210.			130.	55.	4750.	1 1					48.
G volleyball	1800.	210.	1000.		130.	55.	9300.	3 3					48.
B wrestling	4800.	210.	2300.		130.	55.	14100.	3 2	1075.				48.
G Slow Pitch	1800.	210.			130.	55.	7500.	2 2	300.				48.
B football	33200.	210.	900.		130.	55.	39900.	11 3	1400.				48.
G (list sport)													
B (list sport)													

1. Total expenditures on T-35 and T-36 on the 2007-2008 year report due by April 15, 2008, should reflect the total monies spent (rounded off to nearest dollar) for the entire school year of 2006-2007 ending June 30, 2007.

2. Booster Club Funding/Contributions must be included in the above expenditures totals. Indicate percentage of total expenditures for each gender: (If disparities are obvious, list on your Corrective Action Plan (T-60) what action you will take to correct the problem).

Gender	Expenditures	Percentage
Boys	\$ 179,290.00	63%
Girls	\$ 106,955.00	37%
<b>Total:</b>	<b>\$ 286,245.00</b>	<b>100%</b>

Principal's Signature:  Date: 4-17-08





---

---

# CAMPBELL COUNTY SCHOOL DISTRICT

## DEPARTMENT OF ATHLETICS

909 Camel Crossing • Alexandria, Kentucky 41001  
(859) 448-4896 • (859) 448-4895 fax

---

---

In regards to Football, in the Equipment and Supplies column, the Campbell County Board of Education has supplemented this amount so that the football program could update and upgrade their uniforms. This was a much needed upgrade for the team, the old uniforms and equipment had been reconditioned for many years and this became a safety factor for our student athletes.

## 2007-2008 KHSAA TITLE IX ATHLETICS AUDIT

KHSAA  
Form T41  
Rev. 12/07

### Checklist - Overall Interscholastic Athletics Program

**DIRECTIONS:**

For the Areas of Compliance (Opportunities and Benefits) listed on the left hand side of the page, place a checkmark under the appropriate column identifying whether your school provided an advantage to the Girls' Program, or to the Boys' Program or to Neither Program. A review of T-35 and T-36 spending patterns might be helpful in completing this form.

Areas of Compliance:	ADVANTAGE TO:		
	GIRLS' PROGRAM	BOYS' PROGRAM	NEITHER PROGRAM
<b>OPPORTUNITIES</b>			
Accommodation of Interest and Abilities			X
<b>BENEFITS</b>			
Equipment and Supplies			X
Scheduling of Games and Practice Time			X
Travel and Per Diem Allowances			X
Coaching			X
Locker Rooms, Practice and Competitive Facilities			X
Medical and Training Facilities and Services			X
Publicity			X
Support Services			X
Athletic Scholarships			X
Tutoring			X
Housing and Dining Facilities and Services			
Recruitment of Student Athletes			

If an advantage is shown, corrective action should be shown on T-60 (Corrective Action Plan).

Principal's Signature: *Gene Boats* Date: 4-17-08

**2007-2008**  
**TITLE IX**  
**CORRECTIVE ACTION PLAN**

SCHOOL NAME \_\_\_\_\_  
\_Campbell\_County\_High\_School\_\_\_\_\_

**DIRECTIONS:**

1. For Column 1, indicate the intended area (Opportunities or Benefits) which needs corrective action in order to achieve gender equity. For Column 2, write the suggested change or activities that will correct the area in need of alteration. For Column 3, include the estimated completion date for the changes or activities.
2. It is possible to attain compliance with Title IX and no longer need "corrective" action. However, the KHSAA strongly encourages compliant schools to identify items for improvement (Column 1), activities to accomplish the improvement (Column 2) and a timetable for completion (Column 3) that will strengthen the athletic program.
3. You may copy this form as needed. Please attach corrective action plans along with audit forms and submit by April 15, 2008.

COLUMN 1 ITEM FOR CORRECTION/ IMPROVEMENT	COLUMN 2 SUGGESTED CHANGE/ ACTIVITIES	COLUMN 3 TIME TABLE FOR CORRECTIVE ACTION/ AND OR COMPLETION DATE
Softball Field	Addition of Press Box	2010-2011 School years
Athletic Training Room	Additional AED machine & new taping table	2008-2009

Principal's Signature: 

Date: 4-17-08



2007-2008 INTERSCHOLASTIC  
ATHLETICS SURVEY  
Summary of Student Responses

KHSAA  
Form T63  
Rev.12/07

School Name: Campbell County High School

Enrollment  
(9-12 Grade): 1448 (SHOULD AGREE WITH FORM T-1, COLUMN 1, ROW 3)

Number of 9-11 Grade Students Surveyed: 1000

Number of 8<sup>th</sup> Grade Students Surveyed: 350

Date: April 14, 2008

Completed By: Bob Jones, CCHS Athletic Director

**Instructions:**

1. Summarize the Student Athletics Interest Surveys Form T-61 by listing the total number of responses on the line next to each sport.
2. Under the Other Category please provide a listing of the sports as well as the number of students who are interested in participating.
3. Please sign and date this Summary Form (T-63) and mail this Summary Form only to the KHSAA by April 15, 2008. Do not mail the student surveys (Form T-61). However, these Forms should be maintained in your files in the event they are requested subsequently.

1350 Number of Surveys

1105 Total Returned (*A minimum of 80% return is expected*)

8-11 Grades Surveyed (*Should be grades 9-11 and 8<sup>th</sup> grade if school has a feeder system*)

How Was The Survey Administered? Administered during all English classes  
(e.g. was it given in all English classes, or all home rooms, or advisee/advisor?)

**KHSAA Sanctioned Fall Sports** (*List Total Number of Participation Responses*)

53 Cross Country (Girls)

42 Cross Country (Boys)

226 Football (Boys)

39 Golf (Girls)

50 Golf (Boys)

115 Soccer (Girls)

56 Soccer (Boys)

129 Volleyball (Girls)

**Winter Sport** (*List Total Number of Participation Responses*)

Form T-63  
Rev. 12/07

<u>127</u>	Basketball (Girls)
<u>176</u>	Basketball (Boys)
<u>61</u>	Indoor Track (Girls)
<u>34</u>	Indoor Track (Boys)
<u>61</u>	Swimming & Diving (Girls)
<u>24</u>	Swimming & Diving (Boys)
<u>54</u>	Wrestling (Boys)

**Spring Sport** (*List Total Number of Participation Responses*)

<u>164</u>	Baseball (Boys)
<u>99</u>	Fast Pitch Softball (Girls)
<u>69</u>	Tennis (Girls)
<u>27</u>	Tennis (Boys)
<u>104</u>	Track (Girls)
<u>72</u>	Track (Boys)

**Non-KHSAA Championship Sports** (*From Student Survey T-61 Question 10*)

<u>216</u>	Archery
<u>64</u>	Field Hockey
<u>176</u>	Bowling
<u>20</u>	Gymnastics (Boys)
<u>166</u>	Gymnastics (Girls)
<u>122</u>	Ice Hockey
<u>109</u>	Lacrosse (Boys)
<u>88</u>	Lacrosse (Girls)
<u>124</u>	Rifle
<u>103</u>	Rodeo
<u>133</u>	Slow Pitch Softball
<u>46</u>	Volleyball (Boys)
	Water Polo
<u>121</u>	Weightlifting

**Number of Students who participate in Intramural Sports**  
(*From Student Survey T-61 Question 5*)

<u>Sport</u>	<u>Number</u>
Baseball	16
Basketball	12
Slow Pitch Softball	9
Football	9
Soccer	8
Kickball	5

**List Intramural Sports students are interested in adding:**  
*(From Student Survey T-61 Question 6)*

Form T-63  
 Rev. 12/07

<u>Sport</u>	<u>Number</u>
Basketball	28
Lacrosse	27
Baseball	15
Volleyball	11
Bowling	10

**Participation in Non-School Sports Activities**  
*(From Student Survey T-61 Question 7)*

<u>Sport</u>	<u>Number</u>
Softball	31
Soccer	25
Baseball	22
Basketball	18
Dance	11
Skating	10

**Reasons for not participating in interscholastic athletics**  
*(From Survey Question 8)*

- 98 I prefer other activities such as band, chorus, etc.
- 180 I don't have time
- 65 The practice schedules and game times are inconvenient
- 50 The sport I like isn't offered
- 64 It's too expensive
- 44 I prefer to participate in club or intramural sports
- 103 Working
- 142 Other: Not Interested

Student Suggestions to encourage participation

- Lower the cost
- Promote sports to students
- Offer more sports teams
- Less practice time
- Just for fun teams

  
 Principal's Signature

4-17-08  
 Date